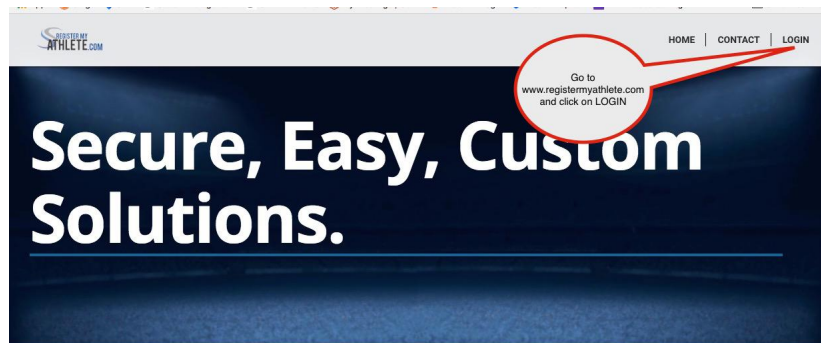


Coach Training - Register
My Athlete Users

Go to www.registermyathlete.com and select Login



Request Demo

3400

Schools Served

498 075

Happy Customers

28

States Served

Cleaning Up Paperwork

RegisterMyAthlete is designed to streamline the process of student/athlete registration for students, parents, coaches and school administrators. From signing documents online to creating team rosters and tracking eligibility, RegisterMyAthlete provides a one-stop solution.



First time users will enter nothing, just click Create Account. Returning users - enter your user email and password and click Login.

The image shows a login and registration form titled "Register My Athlete Login" for "Parents. Coaches. Administrators.". The form includes fields for "Username or Email" and "Password", each with a "Forgot" link. There are "Login" and "Create Account" buttons, and a link for "Athletic Training Check in?". Two callout boxes provide instructions: one for new users to click "CREATE AN ACCOUNT" and another for returning users to enter their credentials and click "LOGIN".

Register My Athlete Login
Parents. Coaches. Administrators.

Username or Email [Forgot Email?](#)

Password [Forgot Password?](#)

[Athletic Training Check in?](#)

If you are new to registermyathlete, DO NOT enter a username or password, just click **CREATE AN ACCOUNT**

Enter your username and Password and click **LOGIN** if you have already created an account. Do not create another account! If you need assistance contact support at 435-213-1601

Once you have logged in, if you only have a Parent button, you will need to request a coach account. (If you already have your Coach button, skip to slide 14)

The screenshot shows the 'Parent Register My Athlete Portal' interface. On the left, there is a logo for 'REGISTER MY ATHLETE.COM' and a large button labeled 'Parent'. On the right, there is a 'Tools' menu with the following options: 'Account Info', 'Reset Password', 'Request Coach/Admin Account', 'Merge Another Account', 'Manage Active Accounts', and 'Logout'.

Parent Register My Athlete Portal

REGISTER MY ATHLETE.COM

Parent

Tools

- Account Info
- Reset Password
- Request Coach/Admin Account
- Merge Another Account
- Manage Active Accounts
- Logout

Request a Coach Account Step 1 - Request Coach/Admin Account

Parent Register My Athlete Portal

Parent

Tools

- Account Info
- Reset Password
- Request Coach/Admin Account**
- Merge Another Account
- Manage Active Accounts
- Logout

Click Here

The image shows a screenshot of a web portal titled "Parent Register My Athlete Portal". On the left, there is a logo for "REGISTER MY ATHLETE.COM" and a large rectangular area labeled "Parent". On the right, there is a vertical menu of buttons under the heading "Tools". The buttons are: "Account Info", "Reset Password", "Request Coach/Admin Account", "Merge Another Account", "Manage Active Accounts", and "Logout". The "Request Coach/Admin Account" button is circled in red. A speech bubble with the text "Click Here" points to this button.

Request a Coach Account Step 2 - It is very important that you choose the correct information!

I will be using this software primarily as a(n):


- coach
- administrator

As a coach, I need to:

- Manage my team**
(coach.registermyathlete.com)
- Become certified**
(coach.registermyathlete.com or uil.registermyathlete.com)

State where I am working/registering:

ridgeline

 Ridgeline High School (School) In Millville, UT

You will select Coach, Manage my Team. Choose your state, then begin typing the name of your school. Click on the name of your school. You will then verify the information and click the Submit button.

Request a Coach Account Step 3 - Pending Assignment

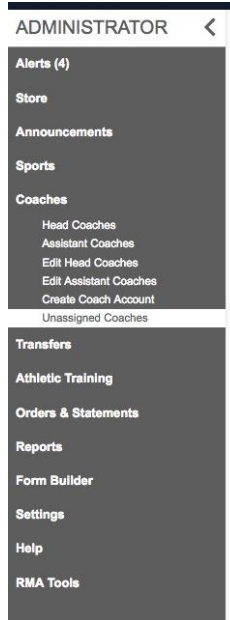


Pending Head Coach Approval/Assignment

You will have a Pending Approval/Assignment button appear on your page after logging in. Your school Athletic Director now needs to assign you as a Head or Assistant Coach. Once they do that, your button will no longer say Pending.

Athletic Directors/Secretaries - Assign a Coach

- ❖ Click on Show Navigation
- ❖ Click on Coaches tab
- ❖ Click on Unassigned Coaches
- ❖ Anyone who has requested a coach account will appear here and you can add them as a coach.



Click on Head Coach or (Assistant) Coach Button



Missing accounts? Click here.

Parent Register My Athlete Portal



Parent

(Click here to register for sports.)



Coach



Head Coach

Tools

Account Info

Reset Password

Request Coach/Admin Account

Merge Another Account

Manage Active Accounts

Logout

Agree to terms, and submit - this will happen once a year



Athlete Registration



Terms of Use



Please carefully read these Terms and Conditions of Use. You must respond to the question at the end of this page in order to continue.

*Show / Hide Terms of Use and Privacy Policy

Show Hide

Do you agree to abide by these Terms of Use and Privacy Policy?

- I have read and agree to the Terms of Use and Privacy Policy.
 I DO NOT agree to the Terms of Use or Privacy Policy.

Submit

Agree to Terms and
click Submit

Head Coach Functions

- ❑ Head Coaches will only have access to the **SPORT** they are assigned to as a coach. They can:
 - ❑ Add Teams
 - ❑ Have access Total Registrations
 - ❑ Add athletes to the teams
 - ❑ Drop athletes
 - ❑ Add Sport Administrators (who have the same access as Head Coaches)
 - ❑ Print rosters
 - ❑ Print opposing team rosters
 - ❑ Print contact and emergency lists
 - ❑ Email/text teams
 - ❑ Email athletes who need to finish registrations

Hover over the Show Navigation bar to see your options

The screenshot displays a web interface with a dark blue header. On the left, there is a logo for 'REGISTER MY ATHLETE.COM' and 'RMA High School'. In the center of the header is a white search bar. On the right, there is a logo for 'SPORTSLINE SOFTWARE' and a search icon. Below the header, there is a dark blue navigation bar with a 'Back' button and a dropdown menu showing '2018-2019'. To the left of the main content area is a vertical sidebar labeled 'Show Navigation'. A large red arrow points to this sidebar. The main content area is white and contains the text 'There are no active announcements for 2018-2019.'

REGISTER MY ATHLETE.COM

RMA High School

View All Announcements

SPORTSLINE SOFTWARE

Back 2018-2019

Show Navigation

There are no active announcements for 2018-2019.

Head Coaches will have access to: Store, Announcements, Sports, and Transfers

The screenshot displays the user interface for the RMA High School Sportsline system. At the top left, the logo for REGISTER MY ATHLETE.COM is visible, along with the text 'RMA High School'. The main header area contains the text 'View All Announcements' and a search icon. On the right side of the header, the SPORTSLINE logo is present. A sidebar menu titled 'SPORT ADMIN' is open on the left, listing four options: 'Store', 'Announcements', 'Sports', and 'Transfers'. A large red arrow points to the 'Sports' option. The main content area is currently empty, displaying the message 'There are no active announcements for 2018-2019.'

Click on Sports - You will only have access to the sport of which you are the head coach

The image shows two screenshots of the Register My Athlete website interface. The left screenshot shows the main menu with 'SPORT ADMIN' selected. The right screenshot shows the 'Sports' section with a table of active sports. A red arrow points from the 'Sports' menu item in the left screenshot to the 'Sports' section in the right screenshot.

Left Screenshot:

- Logo: REGISTER MY ATHLETE.COM
- Text: RMA High School
- Section: View All Announcements
- SPORT ADMIN <
- Store
- Announcements
- Sports
- Transfers

Right Screenshot:

- Logo: REGISTER MY ATHLETE.COM
- Text: RMA High School
- Section: Sports
- Registration Year: 2018-2019
- Table:

Active Sports	
Baseball	

Vertical navigation bar: Show Navigation

Click on the Sport to see all information pertaining to that sport

REGISTER MY ATHLETE.COM
RMA High School

Sports

Registration Year: 2018-2019

Active Sports

- Baseball

Show Navigation

REGISTER MY ATHLETE.COM
RMA High School

Baseball

2018-2019

Admin Options Sport Options Athlete Options Email Athletes Rosters

Teams Active

Varsity	Enabled
JV	Enabled
Freshman	Enabled

Registrations

Total Registrations This Year (2018-2019):	5
Completed Registrations:	4
Registrations Complete For Tryouts:	0
Athletes Enrolled:	4
Athletes Cut From Sport:	0

Sport Information

Head Coach:	Jessica Pierce
Documents Required:	10
Season:	Spring

Show Navigation

This page contains all the information you need to manage your sports and teams. Click on a Team to add players to a team, click on a number by the Registrations to see who has registered, and use the gray buttons at the top of the page for other functions as well. First, let's focus on the Registration numbers.



RMA High School

Baseball



- 2018-2019
- Admin Options
- Sport Options
- Athlete Options
- Email Athletes
- Rosters

Show Navigation

Teams		Active
Varsity	Enabled	
JV	Enabled	
Freshman	Enabled	

Registrations	
Total Registrations This Year (2018-2019):	5
Completed Registrations:	4
Registrations Complete For Tryouts:	0
Athletes Enrolled:	4
Athletes Cut From Sport:	0

Click on a number to see the registrations

Sport Information	
Head Coach:	Jessica Pierce
Documents Required:	10
Season:	Spring

Registrations numbers



RMA High School

Baseball



2018-2019

Admin Options

Sport Options

Athlete Options

Email Athletes

Rosters



Teams

Active



Varsity

Enabled



JV

Enabled



Freshman

Enabled

Registrations

Total Registrations This Year (2018-2019):

5

Completed Registrations:

4

Registrations Complete For Tryouts:

0

Athletes Enrolled:

4

Athletes Cut From Sport:

0

Season:

Spring

The Total Registrations number shows ALL athletes who have registered.

The Completed Registrations number shows all athletes who are Complete and can be added to a Roster

Show Navigation

These are the TOTAL REGISTRATIONS for baseball



RMA High School

Baseball Registrations



Back 2018-2019 Filter: All Registrations Print Send Reminders To Complete Requirements For Tryouts

This button allows you to email all athletes that have not completed their registrations

Notice that INCOMPLETE Registrations will list why they are not complete

Registrations	Student ID	Grade	Registration Status	Missing
Anderson, Cori		12	08/08/2018	
John, Alex		12	08/08/2018	
Smith, Ryan	1	12	08/08/2018	
Tech, RMA	1234	10	08/08/2018	
Templeton, Jon	45665	10	Not Complete	Parent Medical Statement & History Form, Physical Form, Fees Required, Documents Incomplete, Guardian Final Signature Missing, Athlete Final Signature Missing

Show Navigation

As a coach you can click on any registration to see the athlete's registration checklist. You cannot make changes to the checklist, you can only view it.

School Requirements

Registrations

Join: Registration For Baseball - Grade 10 (2018-2019)
 Status: Not Complete
 All requirements must be completed to be eligible for Baseball.

Your Registration Checklist

2018-2019
 Incomplete
 Incomplete
 Incomplete
 Incomplete
 Incomplete
 Not Required Before Tryouts

2. Electronic Documents
 For each document displayed, you will need to click on the "Read Document" button. After you have read through the document, you will see an "I agree" check-box appear on this page. Click on the check-box to show that you have read and agree to the document.

Name	Read	Agree	Date Completed
OP PHILOSOPHY ON STUDENT ELIGIBILITY FOR INTERSCHOLASTIC ATHLETIC COMPETITION	Read Document	<input type="checkbox"/> I Agree	Not Complete
Student-Athlete Agreement	Read Document	<input type="checkbox"/> I Agree	09/14/2018
OP Ethics in Sports	Read Document	<input type="checkbox"/> I Agree	09/14/2018
Pursuing Victory With Honor	Read Document	<input type="checkbox"/> I Agree	Not Complete
Visitors, Minimum Penalties, And Appeal Process	Read Document	<input type="checkbox"/> I Agree	Not Complete
Consent To Test	Read Document	<input type="checkbox"/> I Agree	Not Complete
Consentation Forms For Parents	Read Document	<input type="checkbox"/> I Agree	Not Complete
OP Consentation Information Sheet	Read Document	<input type="checkbox"/> I Agree	Not Complete
Consentation Information Sheet	Read Document	<input type="checkbox"/> I Agree	Not Complete
Keep Their Heart in the Game	Read Document	<input type="checkbox"/> I Agree	Not Complete

Document Questions

Photography Media Release	I give permission to have my student interviewed, photographed, and/or video recorded by news media.	<input type="checkbox"/> Yes <input type="checkbox"/> No
Photography Media Release	I give my permission to have my student photographed and/or video recorded by the district or school. Photos and videos may be used on school or district websites, brochures, etc.	<input type="checkbox"/> Yes <input type="checkbox"/> No
Photography Media Release	I give permission to have my child's name published in order to credit to his or her work.	<input type="checkbox"/> Yes <input type="checkbox"/> No
Insurance Statement	I also agree to indemnify and hold the San Diego Unified School District harmless against responsibility for insurance coverages required under the aforementioned legal sections. By signing this statement, I agree to accept responsibility for all medical costs for injuries sustained by the above named student while participating in the school district program. Note: Some insurance policies exclude sports related. Please check your policy.	<input type="checkbox"/> I Agree
Insurance Coverage	The California Education Code requires that every student have at least \$100 medical/health expense insurance in order to participate in interscholastic athletics (Education Code Sections 33220 - 33224). I further assure that the insurance is only or policies that are all cover and remain current and in force during the time the above named student performs any function within the scope of Education Code Section 33220 - 33224 during the current school year. I also assure that I will notify the school should my insurance coverage change during the current school year.	<input type="checkbox"/> I Agree

View Link: [Click Here](#) I Agree

3. Guardian E-Signature
 (You must read and agree to each digital form before signing)
 I am the parent or legal guardian of this athlete, and I fully accept and agree to the terms of participation as outlined in the registration documents and accompanying materials.
 Type your full name (Last, First, Middle) to e-sign:

4. Student E-Signature
 (You must read and agree to each digital form before signing)
 As an athlete, I fully accept and agree to the terms of participation as outlined in the registration documents and accompanying materials.
 Type your full name (Last, First, Middle) to e-sign:

5. Additional Requirements/Physicals

Name	Status	Action
Parent Medical Statement & History Form	Not Complete	ID
Physical Form	Not Complete	ID

6. Fee(s) Not Required Before Tryouts

This page contains all the information you need to manage your sports and teams. Click on a Team to add players to a team, click on a number by the Registrations to see who has registered, and use the gray buttons at the top of the page for other functions as well.



RMA High School



Baseball



- 2018-2019
- Admin Options
- Sport Options
- Athlete Options
- Email Athletes
- Rosters

Show Navigation

Teams		Active
	Varsity	Enabled
	JV	Enabled
	Freshman	Enabled

Click on a Team to add COMPLETED registrations to a roster

Registrations

Total Registrations This Year (2018-2019):	5
Completed Registrations:	4
Registrations Complete For Tryouts:	0
Athletes Enrolled:	4
Athletes Cut From Sport:	0

Sport Information

Head Coach:	Jessica Pierce
Documents Required:	10
Season:	Spring

Add athletes to a Team to create a Roster

The screenshot shows the 'Register My Athlete' software interface for RMA High School. The top navigation bar includes the 'REGISTER MY ATHLETE.COM' logo, the school name 'RMA High School', and the 'Varsity' team name. A search icon and a menu icon are on the right. Below the navigation bar, there is a 'Back' button and a dropdown menu for the '2018-2019' season. A row of buttons includes 'Manage Team', 'Manage Roster', 'Print Roster', and 'Options'. The 'Manage Roster' button is circled in red. Below this row, a message states '*RED is academically ineligible.' and a button labeled 'Add Athletes To Varsity' is also circled in red. The main content area displays the text 'There are 0 athletes on this team.' and a button labeled '+ Add Athletes To Varsity', which is circled in red. A vertical 'Show Navigation' bar is on the left side of the screen.

REGISTER MY ATHLETE.COM

RMA High School

Varsity

SPORTSLINE SOFTWARE

Back

2018-2019

Manage Team Manage Roster Print Roster Options

*RED is academically ineligible.

Add Athletes To Varsity

There are 0 athletes on this team.

+ Add Athletes To Varsity

Show Navigation

After athletes have been added to the team, you will use the Manage Roster button to add Complete registrations to the team

The first time you click on a team, it will be empty and this button will appear in the middle of the screen. Click on it to see a list of athletes with Complete registrations

Click the +Add button or check the box next to the athlete names to add to the roster



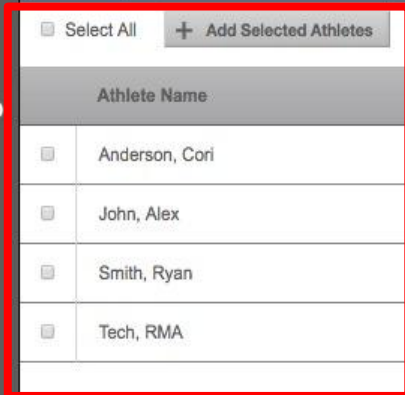
RMA High School

Varsity: Add Athlete




Cancel 2018-2019

Select All



Show Navigation

Athlete Name	Class	Other Team Enrollments
<input type="checkbox"/> Anderson, Cori	2019	None
<input type="checkbox"/> John, Alex	2018	None
<input type="checkbox"/> Smith, Ryan	2021	None
<input type="checkbox"/> Tech, RMA	2021	None



+ Add

+ Add

+ Add

+ Add

The Varsity Roster now has athletes



RMA High School

Varsity



Use these options to add athletes to the team, print a roster, print emergency contact info, or send a text and/or email to the team

Back

2018-2019

Manage Team

Manage Roster

Print Roster

Options

*RED is academically ineligible.

Show Navigation

#	Varsity Roster	Student ID	Phone	Injury Status	Team Status	Height	Position 1	Position 2	Has paid fees	
--	Anderson, Cori		H: (234) 232-4234		-	--			No	Drop
--	John, Alex		H: (564) 565-6654		-	--			No	Drop
--	Smith, Ryan	1	H: (909) 382-1676		-	--			No	Drop
--	Tech, RMA	1234	H: (345) 435-3454		-	--			No	Drop

Head Coach only functions



RMA High School

Base



Add Sport Administrators who have the same capabilities as a head coach

2018-2019

Admin Options

Sport Options

Athlete Options

Email Athletes

Rosters



Teams

Active

Add another team



Varsity

Enabled



JV

Enabled



Freshman

Enabled

Registrations

Total Registrations This Year (2018-2019):	5
Completed Registrations:	4
Registrations Complete For Tryouts:	0
Athletes Enrolled:	4
Athletes Cut From Sport:	0

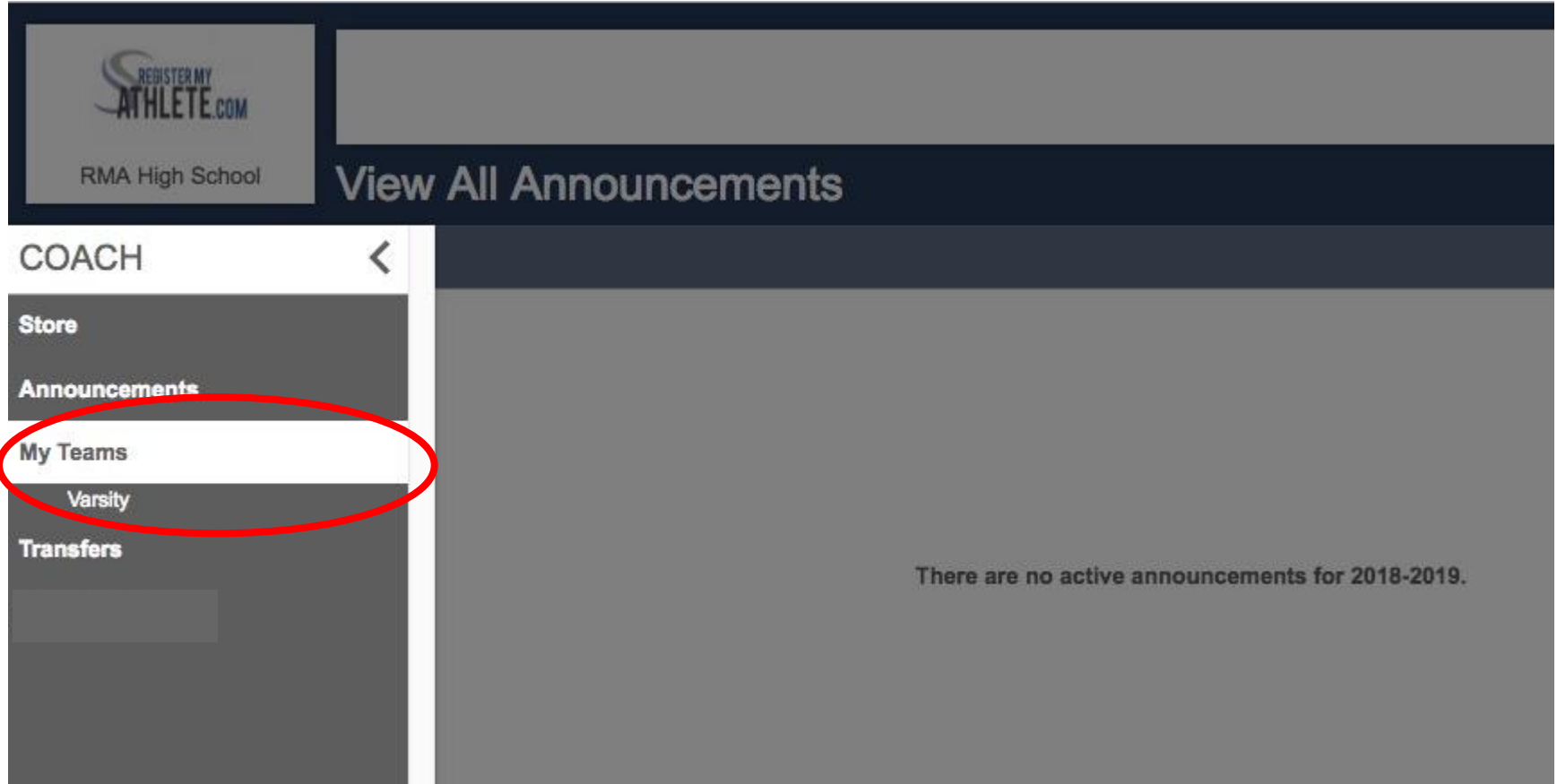
Sport Information

Head Coach:	Jessica Pierce
Documents Required:	10
Season:	Spring

Assistant Coach Functions

- Assistant Coaches will only have access to the **TEAMS** they are assigned to as a coach. They can:
 - Add athletes to a team
 - Drop athletes
 - Print Rosters
 - Print opposing team rosters
 - Print Contact list
 - Print Emergency Contact list
 - Email/text team

Assistant Coach View



Assistant Coaches can see Rosters, Add Complete athletes to the roster, print the roster, and email and/or text the team. They do NOT have access to Registrations



RMA High School

Varsity



2018-2019

Manage Roster

Print Roster

Options

*RED is academically ineligible.

Coaches: Jessica Pierce

#	Varsity Roster	Student ID	Phone	Injury Status	Team Status	Height	Position 1	Position 2	Has paid fees
--	Tech, RMA	1234	H: (345) 435-3454		-	--			Yes <input type="button" value="Drop"/>

Show Navigation

Head or Assistant Coaches can view an Athlete Profile and they can make changes to the Profile by clicking on an athlete's name in the team Roster.

The screenshot displays the 'RMA Tech's Profile' page. At the top, there are logos for 'SPORTSLINE ATHLETE.COM' and 'SPORTSLINE'. The page title is 'RMA High School RMA Tech's Profile'. A search icon and a menu icon are visible in the top right. A vertical 'Show Navigation' bar is on the left. The main content area has a header that says 'Select a row to view a registration or team.' Below this are two tables: 'Registrations' and 'Teams'. The 'Registrations' table lists sports and their completion status. The 'Teams' table lists 'Varsity - (Cheer)' and 'Varsity - (Baseball)'. Below the tables is an 'Athlete Options' section with three rows: 'Fees Paid', 'Eligibility', and 'View Documents Signed'. At the bottom is an 'Athlete Profile' section with a 'Show All' button and a list of profile sections.

Registrations	2018-2019
Football	Not Complete
Boys Cross Country	Not Complete
Baseball	Complete
Boys Soccer	Not Complete
Boys Track	Not Complete
Cheer	Complete
Drama	Not Complete
Girls Golf	Not Complete

Teams	2018-2019
Varsity - (Cheer)	
Varsity - (Baseball)	

Athlete Options

Fees Paid	View a summary of fees paid for registrations
Eligibility	View this athletes current academic eligibility.
View Documents Signed	Summary of the e-signatures given for this athlete.

Athlete Profile

Click on a subject to view/edit it [Show All](#)

- User Information
- Athlete Summary
- Medical Information
- Primary Insurance
- Secondary Insurance
- Guardian 1
- Guardian 2
- Emergency Contact

The Athlete Summary is where you edit athlete info. Click on any of the other gray bars to edit guardian, insurance, medical, or emergency contact info. Click “Click Here to Edit” to change information

Athlete Registration SPORTSLINE

Mary Steele's Profile

Back to Home | New Registration | Note that this information is unique to the school where you are registering.

Select a row to view a registration or team.

Registrations	2017-2018	Teams	2017-2018
Mary has no registrations for the 2017-2018 year.		Mary is on no teams for the 2017-2018 year.	

Athlete Options

Delete This Athlete	Removing this athlete is only possible if the athlete has no registrations.
Fees Paid	View a summary of fees paid for registrations
Eligibility	View this athletes current academic eligibility.
View Documents	Documents given for this athlete.

Athlete Profile

Click on a subject to view/edit it [Show All](#)

Athlete Summary

[Click Here to Edit \(Last Updated 04/12/2018\)](#)

Full Legal Name	Mary Steele
Documentation	Birth Certificate
Address	1234 Main street
Email	
Cell Phone	
Home Phone	(435) 230-5639
Gender	Female
Date Of Birth	2001-04-12
Grade	8
Graduation Year	2022
Show phone on contact list	Yes
Admin Notes	

Medical Information

Primary Insurance

Secondary Insurance

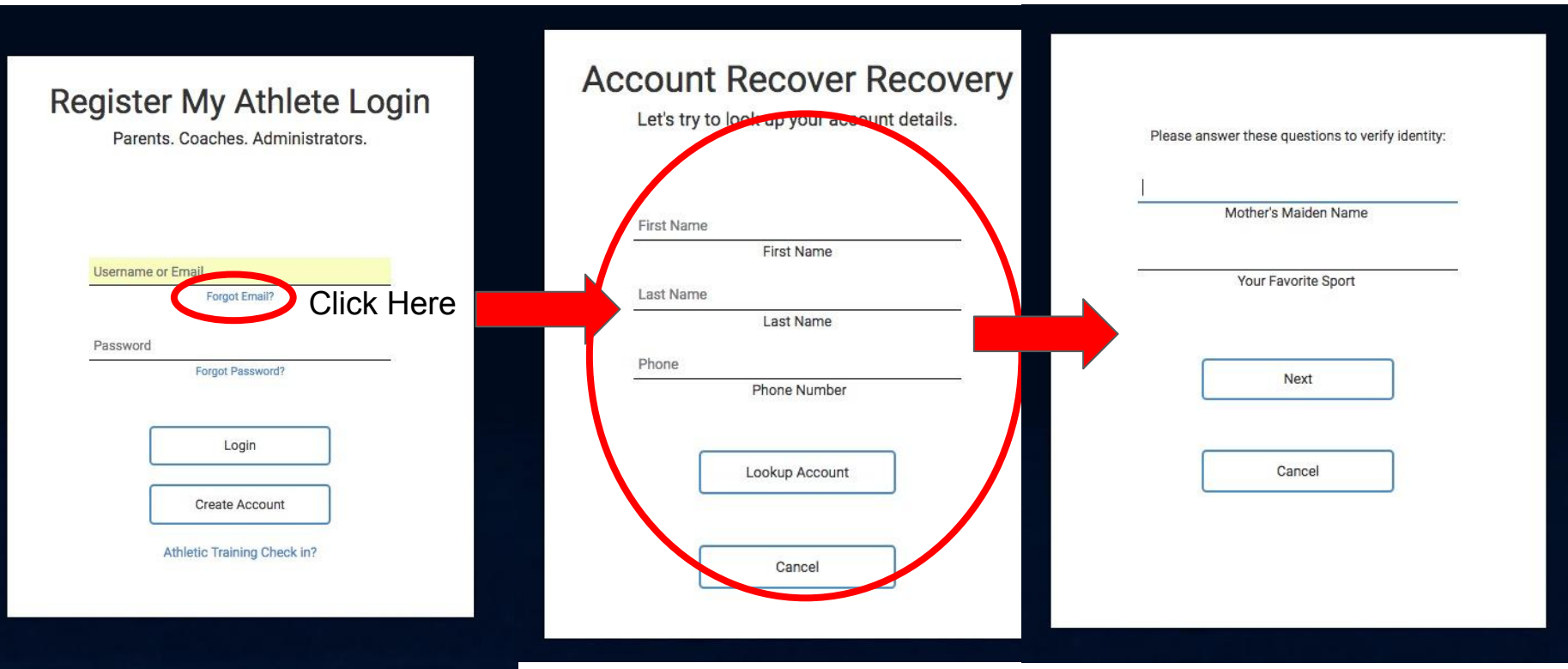
Guardian 1

Guardian 2

Emergency Contact

By clicking on the Athlete Summary bar you will see all athlete info. Click the "Click Here to Edit" to change any info.

If you have forgotten your User Email, Click Forgot Email? Enter your first and last name and phone number, then answer the Security questions to get your User Email. If you still need assistance, email support@registermyathlete.com with the name of your athlete and the school they attend and ask for assistance with your user email.



If you have forgotten your Password, Click Forgot Password, use your email or phone number. If you use your phone number you will get a code texted to you to help you get logged in. If you still need assistance, email support@registermyathlete.com with the name of your athlete and the school they attend and ask for assistance with your user password.

Register My Athlete Login

Parents. Coaches. Administrators.

If you haven't visited us since April 8th 2018 please read [this release statement](#) about your account!

Username or Email

[Forgot Email?](#)

Password

[Forgot Password?](#)

Login

Create Account

[Athletic Training Check in?](#)

Password Recovery

To receive a password recovery link, please provide the account email or cell phone number.

Account Email

-OR-

(435) 230-5639

Verizon

Send Recovery Link

Your school administrator also can reset your password.

Cancel

Please enter the code sent to your cell phone:

Code

Please note: the code is only valid for 10 minutes.

Submit

Back

First time users - Enter Information

- ❖ The email you use will be your login
- ❖ Remember your password!
- ❖ You will need these each time you login

If you are a returning user you may be asked to update your information.

Account Creation

Emily _____

Steele _____

User Name (optional) _____

Used for logging in _____

emstele@gmail.com _____

✓ Confirmed! _____

emstele@gmail.com _____

✓ Emails match! _____

Backup Email (optional) _____

..... _____

..... _____

✓ Passwords match! _____

(435) 230-5639 _____

Phone 2 (Optional) _____

I would like to be able to receive communication via text messages.

Address

1234 Main street _____

Street 2 (Optional) _____

Logan _____

84341 _____

Security Questions

Mother's Maiden Name _____

EDWARD _____

First Pet's Nick Name _____

oscar _____

City Where You Were Born _____

BILLINGS _____

I will be using this software primarily as a(n):

parent

coach

administrator

Tools

Account Info

Reset Password

Request Coach/Admin
Account

Merge Another Account

Manage Active
Accounts

Logout



Missing accounts? Click here.

If your Missing Accounts? Button is RED, you may have accounts that need to be merged. Click on the Missing Accounts? button

Merge Accounts

Do you have any other registermyathlete.com accounts?

This may be if you have students at multiple schools, or use both the coach and athlete registration products.

Here we can add them to your current login, so that you only have one account.

Type the email for the other account

Password for the other account

[Forgot Password?](#)

(If you have more than one account to be merged, you will have the option to come back here.)

Submit

I don't have any other accounts. Skip ahead.

Matched Accounts (Click to Merge):
joejessicatenny@gmail.com
joejessicatenny@gmail.com
joejessicatenny@gmail.com
joejessicatenny@gmail.com
joejessicatenny@gmail.com
joejessicatenny@gmail.com
joejessicatenny@gmail.com
joejessicatenny@gmail.com
joejessicatenny@gmail.com
joejessicatenny@gmail.com
joejessicatenny@gmail.com
joejessicatenny@gmail.com
joejessicatenny@gmail.com

Click here if you do not need to merge any accounts

Any accounts that match and need to be merged are found to the right and you can click on them to merge. You can also enter in emails and passwords for accounts you know are associated with your account. If you still need assistance, email support@registermyathlete.com with the name of your athlete and the school they attend and ask for assistance with merging accounts.